



Unsportsmanlike Fouls

2018 rule change to unsportsmanlike penalty.

Once you have called an unsportsmanlike foul as a result of an action from the previous criteria free throw(s) shall be awarded to the player who was fouled, followed by:

A throw-in from the throw-in line in the team's frontcourt

The shot clock should display 14 seconds regardless of what the shot clock was displaying prior to the unsportsmanlike foul.



Travels

- As soon as a player catches the ball or ceases a dribble, identify the pivot foot
- Call the obvious travels
- Players can not roll with the ball-travel
- Players may slide with the ball





Travels

25.2.1.

Establishing a pivot foot by a player who catches a live ball on the playing court:

A player who catches the ball while standing with both feet on the floor (is stationary):

- The moment one foot is lifted, the other foot becomes the pivot foot.
- To start a dribble, the pivot foot may not be lifted before the ball is released from the hand(s).
- To pass or shoot for a field goal, the player may jump off a pivot foot, but neither foot may be returned to the floor before the ball is released from the hand(s).



Travels

A player who catches the ball while he is progressing or upon completion of a dribble may take two steps in coming to a stop, passing or shooting the ball:

- 1.If receiving the ball the player shall release the ball to start his dribble before his second step.
- 2.The first step occurs when one foot or both feet, touch the floor after gaining control of the ball.
- 3.The second step occurs after the first step when the other foot touches the floor, or both feet touch the floor simultaneously.
- 4.If the player who comes to a stop on his first step has both feet on the floor or they touch the floor simultaneously he may pivot using either foot as his pivot foot. If he then jumps with both feet no foot may return to the floor before the ball is released from the hand(s).



Travels

- 5.If a player lands with one foot he may only pivot using that foot.
- 6.If a player jumps off one foot on the first step he may land with both feet simultaneously for the second step. In this situation, the player may not pivot with either foot. If one foot or both feet then leave the floor no foot may return to the floor before the ball is released from the hand(s).
- 7.If both feet are off the floor and the player lands on both feet simultaneously, the moment one foot is lifted, the other foot becomes the pivot foot.
- 8.A player may not touch the floor consecutively with the same foot or both feet after ending his dribble or gaining control of the ball



3 Second Violation

- 3 second count starts for any player in the keyway once they enter the keyway AND the ball is in their front court
- Use your voice ! Be proactive on moving the players out of the keyway
- Once a player has been in the keyway close to 3 seconds
 - Give a warning 'keyway number 8'
 - If there is blatantly no attempt to get out of the keyway or if the player receives the ball and doesn't immediately shoot it
 - Call a 3 second violation



Zero Tolerance Policy

Applicable for under 12s and under 14s age group

Only the Head Coach and Captain can speak to the referee

Coaches are not to approach the referee on court

Examples of unacceptable behaviour includes:

- Openly disputes or argues about any decision by a match or scoring official.
- Uses obscene or vulgar language in a boisterous manner to anyone at any time.
- Visually displays any sign of dissatisfaction with an Official's decision, in a manner that openly embarrasses the Official and/or challenges their judgment. This includes approaching with the intent of inciting the officials and opposition match personnel.

Warnings will not be given at these levels for breaches of the above, technical fouls will be issued immediately by the referees

Officials must apply these guidelines in a realistic manner and must be careful not to get overly technical in their enforcement



Zero Tolerance Policy

As part of the policy, the Head Coach (must be named on score sheet) may ask questions in a polite and respectful manner during quarter breaks, half time and during a time out

Disqualification of a Coach or Player as part of this policy must be reported to BWA and will be automatically suspended for the next WABL game

Officials will stop the game when the parents/spectators displaying inappropriate and disruptive behaviour interfere with other spectators or participants of the game. The officials will identify violators to the stadium staff for the purpose of removing parents/spectators from the spectators viewing and game area. Once removed, play will resume. This inappropriate and disruptive behaviour shall include:

- Using obscene or vulgar language in a boisterous manner to anyone at any time.
- Taunting players, coaches, officials or other spectators by means of baiting, ridiculing, threatening physical violence, or physical violence.
- Throwing any object on court or physically interfering with on court proceedings

Any violators will be escorted from the facility and not allowed to return until the next day. Players or coaching staff under 18 will be escorted from the playing area into the reception area if parent or guardian not present



Resolving Conflict

For all games under 16s and above the below 3 step approach to dealing with coach/player behavior should be adopted

3 step approach to dealing with poor behavior by coaches and players.

1. Try to have a quiet word with the player or coach about their behavior so that they know their behavior is unacceptable.
2. If the player or coach continues to dispute decisions or act out in another manner give a formal warning within a dead ball period.
Blow your whistle, give the warning, advise your partner so that they are aware
3. The final step is that the player or coach is penalized with a technical foul if the behavior still does not stop.

Having said this, there will also be situations that require referees to call a technical foul immediately if the behavior warrants it.



Game Management

Referees are instructed to concentrate on consistently making the correct calls.

Consistency from the start to finish of the game is key to game management as it allows the coaches and players to make adjustments and adapt to the template the referees have set from the beginning.

Player and coach behaviour of all grades (outside the zero tolerance policy) is to be aligned with the expectations of the FIBA rules to uphold the integrity of the game.

Only one of either the coach or the assistant coach is permitted to remain standing during the game. Assistant coaches are not to address the referees at any point of the game.





Technical foul – Art 36

In the most recent rule change (2018) there were changes to the way the technical foul is administered. There has been no change to the criteria for a technical foul.



Technical foul – Art 36

Once you have called a technical foul on a player or coach
The opponents shall be awarded 1 free throw and the game shall be resumed as follows:

The free throw shall be administered immediately. After the free throw, the throw-in shall be administered by the team which had control of the ball or was entitled to the ball when the technical foul was called, from the place nearest to where the ball was located when the game was stopped.

The free throw shall also be administered immediately, regardless whether the order of any other possible penalties for any other fouls has been determined or whether the administration of the penalties has been started. After the free throw for a technical foul, the game shall be resumed by the team which had control of the ball or was entitled to the ball when the technical foul was called, from the place where the game has been interrupted for the technical foul penalty.

If a valid field goal, or a last free throw is scored, the game shall be resumed with a throw-in from any place behind the endline.

If neither team had control of the ball nor was entitled to the ball, a jump ball situation occurs.

With a jump ball in the centre circle to begin the first quarter.



Technical foul – Art 36

Q1: Blue 5 is dribbling in the back court when he/she is fouled by Red 9. After you call the foul, Blue 5 throws the ball at Red 9 in reaction to being fouled resulting in a technical foul on Blue 5. The foul on Red 9 is the Red team's 5th team foul. Explain the sequence of events that need to take place prior to the game resuming.

- A1:
- 1) Report both the foul on Red 9 and the technical on Blue 5 to the bench
 - 2) Administer the free throw (for the tech) to any player on the Red team (as chosen by the coach)
 - 3) Administer the 2 free throws (team fouls) to Blue 5
 - 4) The game resumes from a rebound situation after Blue 5's second free throw if unsuccessful and a throw in from the endline for the Red team if the free throw is successful

Q2: Black 2 is on a fast break when he/she is fouled by Green 5 from the side. There is no other defender in front of Black 2 and you correctly administer an unsportsmanlike foul on Green 5. In retaliation to being fouled, Black 2 swears at Green 5 and you correctly administer a technical foul on Black 2. Explain the sequence of events that need to take place prior to the game resuming.

- A2:
- 1) Report both the USF on Green 5 and the Tech on Black 2 to the scoretable.
 - 2) Administer the free throw (for the tech) to any player on the Green team (as chosen by the coach)
 - 3) Administer the 2 free throws to Black 2
 - 4) Administer the ball to the Black team from the throw-in line out of bounds in the front court with 14 seconds on the shot clock



Game Disqualification

A player shall be disqualified for the remainder of the game when he is charged with 2 technical fouls.

The same applies to a player who is charged with 2 unsportsmanlike fouls or a combination (1 technical foul and 1 unsportsmanlike foul)

A coach is disqualified when charged with,
 2 technical fouls for him personally or
 3 technical fouls in total



Game Disqualification

Players under 18 cannot be removed from the venue.

They must leave the playing area but must not be made to leave the stadium without a parent or guardian

Can be removed to the foyer or café area

Use discretion with players in younger age grades, if they sit on the bench and don't interfere with the game that's fine



Communication

If coaches or team captains have a realistic question and ask in a reasonable manner, referees are encouraged to give an appropriate answer at the appropriate time.

Referees are encouraged to answer questions, not statements

Continual questioning and complaining is not acceptable and referees are encouraged to apply technical fouls if warnings are not adhered to.

Conversations short, sharp and to the point

Three step approach to dealing with coaches (outside of the Zero Tolerance policy)

1. Quiet word to the coach about their behaviour
2. Public warning in dead ball
3. Technical foul

If behaviour warrants, a technical can be given without steps 1 & 2





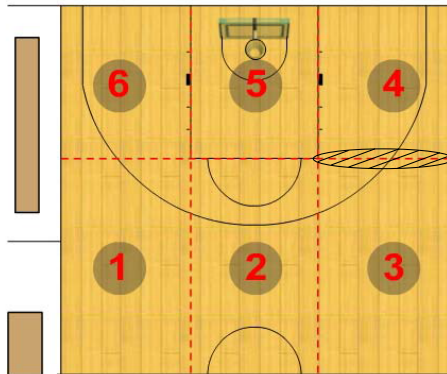
Mechanics AOR

Lead:

Responsible for areas, 4 as well as shared responsibility for 5 and lower part of 6

Trail:

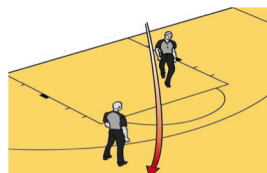

Responsible for areas 1, 2, 3 as well as shared responsibility for 5 and out to the 3 point line in area 6



Mechanics

Switching

When lead official makes a defensive foul call – he moves to signal score table and switches with his partner. When both officials call a foul it is the lead official who signals to the bench – DON'T BE LAZY (the clock has stopped)



No rotation should occur when:

- A foul is called in the backcourt by the trail official
- Offensive foul called in the front court by the lead official

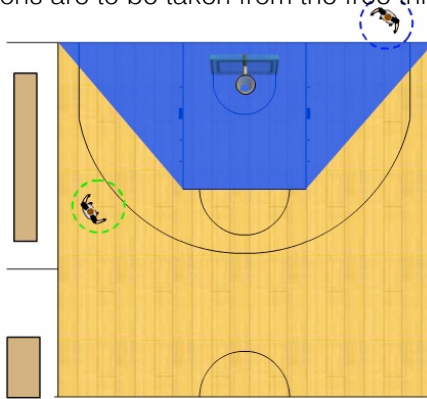


Mechanics

Where there is a foul or violation in the blue shaded area below the ball is to be administered on the base line (but not behind the backboard)

Where you have cancelled a basket the ball is to be taken on the sideline (free throw line extended)

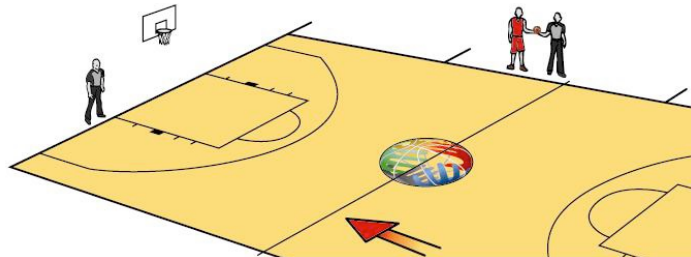
Any free throw violations are to be taken from the free throw line extended



Mechanics

At any point if the ball goes out of bounds we must balance the floor

Then we rotate, lead across the keyway and trail across the floor



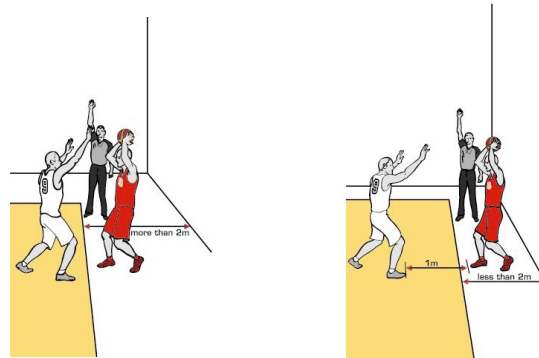


Mechanics

Where there is insufficient room (less than 2m) on the sideline you **MUST** instruct the player defending the line to step back 1 metre

Use a marker on the floor for the player

No offensive or defensive player may run between the defender and the line if you have moved them back



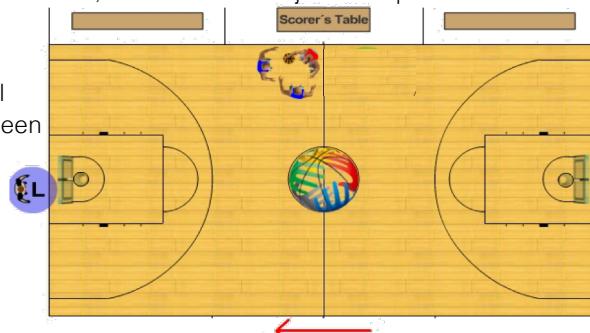
The Gap Principle

It is important during the game that both officials move in their 'working areas' to maintain the gap in between players.

A referee must constantly adjust their positioning on the floor as the players move around the playing court.

There is no 'magic spot' for referees to stand, referees must adjust their position in their working areas to maintain the gap.

In the diagram where should the trail referee stand to see the gap in between the players?





Summary

The Western Australian Basketball League wants to create a professional brand of basketball which ensures player development and a continuing high level of play.

We realise this must be done in conjunction with the development of all game officials, especially referees.

Basketball WA looks forward to working with the associations in regards to referee development in this coming season.

If you have any feedback or ideas that could assist in developing referees in WABL please do not hesitate to contact Jess Byrnes at Basketball WA.



Photo credits: Mick Cronin